

Driver Safety by the Numbers

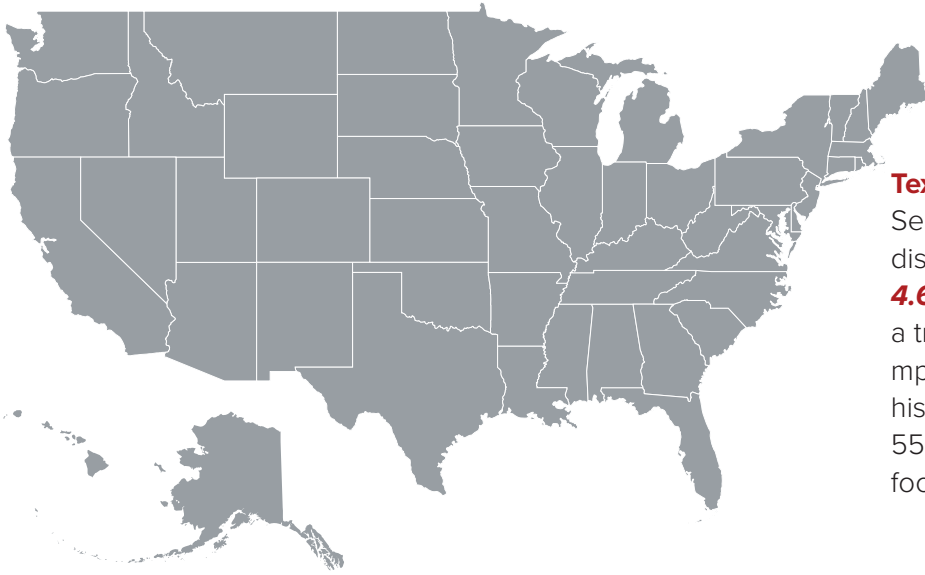
Frequency of accidents:

More than **200,000** collisions involving at least one passenger car and one large truck happen each year in the United States. (NTSI)



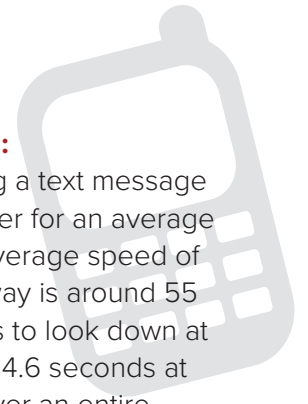
Roadside Inspections Conducted by Federal and State Inspectors

	2012	2013	2014	2015	2016
Roadside Inspections	3,541,566	3,507,831	3,413,399	3,382,810	3,380,213
State	3,403,558	3,373,358	3,282,960	3,252,566	3,261,719
Federal (FMCSA)	138,008	134,473	130,439	130,244	118,494



Texting and Driving:

Sending or receiving a text message distracts a truck driver for an average **4.6 seconds**. The average speed of a truck on the highway is around 55 mph. If a trucker was to look down at his or her phone for 4.6 seconds at 55 mph they will cover an entire football field.



Accidents involving automobiles:

In the United States in more than 60% of all fatal collisions involving automobiles and large trucks, law enforcement officials report that the automobile operator rather than the truck driver contributed to the cause of the collision. (NTSI)

Some of the **most frequent driver safety errors** include:

- Driver fatigue can be linked to 87% of truck accidents
- Driving in poor road conditions caused by weather or lack of road maintenance
- Driver decision errors involving turns and driving too fast for road conditions
- Vehicle failure resulting in a crash
- Other vehicles intruding on the trucker's lane or truckers drifting lanes

How Can You Protect Your People and Profits Through Improved Driver Safety?:

Today's fleet operators use telematics to manage and improve driver behaviors such as:


- Speeding
- Hard braking
- Hard cornering



Driver and Passenger Safety Belt Usage by Commercial Motor Vehicle (CMV) Body Type

Driver and Other Occupant Group	2010	2013	2016
Large Trucks			
Bobtail	70.9%	86.2%	84.8%
Intermodal Container	75.3%	81.5%	92.6%
Dump	64.5%	69.3%	77.7%
Flatbed	74.0%	81.9%	82.2%
Van (Enclosed Box Truck)	80.2%	85.7%	87.4%
Tanker	82.5%	85.3%	87.9%
Other	73.3%	80.9%	84.7%

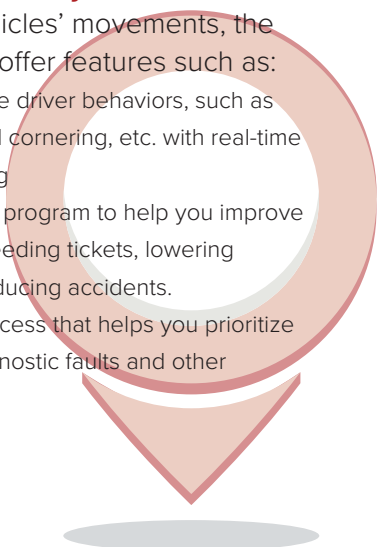
(FMCSA)



What Features Do You Need in Your GPS System to Protect Profitability and Drivers?:

Beyond just tracking vehicles' movements, the best telematics systems offer features such as:

- Ability to pro-actively manage driver behaviors, such as speeding, hard braking, hard cornering, etc. with real-time feedback and trend reporting
- Effective driver performance program to help you improve driver safety, decreasing speeding tickets, lowering insurance premiums, and reducing accidents.
- Automated maintenance process that helps you prioritize repairs based on active diagnostic faults and other engine-derived information.
- And more



Want to know more about how GPS can help you maintain profitability and protect your drivers?:

Contact FleetLocate today for more information: Spireon.com - 800.557.1449